


Click here to
view all our
free products



Click here to
view all our
free products



Teacher

Version 2.0

16 images per page

About Visual Aids for Learning

Visual Aids for Learning is a company that develops images to streamline and support learning, empowering people to participate and achieve independence.

The free downloads are supported from revenue generated by online advertising on our website. We encourage you to visit our website often as we are continually updating these products and adding new images.

www.visualaidsforlearning.com

How to make your kit

1. Print this document (we recommend using 180—200 gsm matt card)
2. Cut out each individual card using the grey lines as a guide.
3. Laminate each card.
4. Hole punch the left hand corner of each card.
5. Put the cards on a lanyard in the order most helpful to you.

How to use this kit


For suggestions on how to use these visuals, you can download an instruction booklet from our website.

Copyright and allowable uses

This product is supplied free of charge. You may print, use and distribute as many hard copies of this product as you wish. You may also store, copy and distribute as many electronic copies of this product as you wish. We encourage you to email this PDF file as often as you like to as many people as you think may benefit from it.

However, you may **not** sell this product or any of it's content. All the images are protected under international copyright and remain the property of Visual Aids for Learning.

finished



© Visual Aids for Learning
www.visualaidsforlearning.com

finished

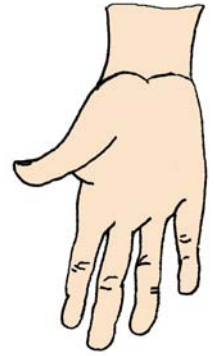


© Visual Aids for Learning
www.visualaidsforlearning.com



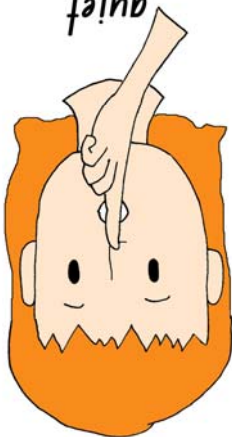
© Visual Aids for Learning
www.visualaidsforlearning.com

stops




© Visual Aids for Learning
www.visualaidsforlearning.com

quiet



© Visual Aids for Learning
www.visualaidsforlearning.com

quiet



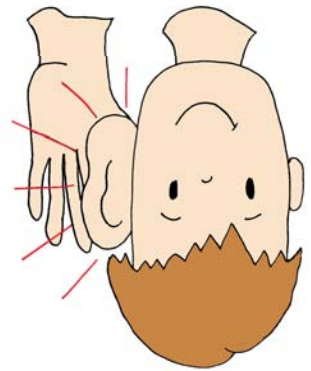
© Visual Aids for Learning
www.visualaidsforlearning.com

listen




© Visual Aids for Learning
www.visualaidsforlearning.com

listen




© Visual Aids for Learning
www.visualaidsforlearning.com




I need help

© Visual Aids for Learning




I need help

© Visual Aids for Learning



teacher will help

© Visual Aids for Learning
www.visualaidsforlearning.com



teacher will help

© Visual Aids for Learning
www.visualaidsforlearning.com



I can do it myself




I can do it myself




wait

keep hands to self




© Visual Aids for Learning
www.visualaidsforlearning.com

keep hands to self




© Visual Aids for Learning
www.visualaidsforlearning.com

more




© Visual Aids for Learning
www.visualaidsforlearning.com

more



© Visual Aids for Learning
www.visualaidsforlearning.com

sit down



© Visual Aids for Learning
www.visualaidsforlearning.com

sit down



© Visual Aids for Learning
www.visualaidsforlearning.com

sit at desk



© Visual Aids for Learning
www.visualaidsforlearning.com

sit at desk



© Visual Aids for Learning
www.visualaidsforlearning.com

© Visual Aids for Learning
www.visualaidsforlearning.com



stay in group

© Visual Aids for Learning
www.visualaidsforlearning.com


© Visual Aids for Learning
www.visualaidsforlearning.com



take turns

© Visual Aids for Learning
www.visualaidsforlearning.com


© Visual Aids for Learning
www.visualaidsforlearning.com



drink

© Visual Aids for Learning
www.visualaidsforlearning.com

© Visual Aids for Learning
www.visualaidsforlearning.com



food

© Visual Aids for Learning
www.visualaidsforlearning.com




wash hands




toilet

© Visual Aids for Learning
www.visualaidsforlearning.com



mouth closed


© Visual Aids for Learning
www.visualaidsforlearning.com



mouth closed


© Visual Aids for Learning
www.visualaidsforlearning.com

surprised




© Visual Aids for Learning
www.visualaidsforlearning.com

surprised




© Visual Aids for Learning
www.visualaidsforlearning.com

sleep




© Visual Aids for Learning
www.visualaidsforlearning.com

sleep




© Visual Aids for Learning
www.visualaidsforlearning.com

worried



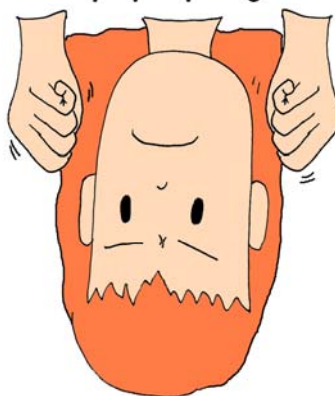
© Visual Aids for Learning
www.visualaidsforlearning.com

worried




© Visual Aids for Learning
www.visualaidsforlearning.com

frustrated



© Visual Aids for Learning
www.visualaidsforlearning.com

frustrated




© Visual Aids for Learning
www.visualaidsforlearning.com

© Visual Aids for Learning
www.visualaidsforlearning.com

© Visual Aids for Learning
www.visualaidsforlearning.com

© Visual Aids for Learning
www.visualaidsforlearning.com

© Visual Aids for Learning
www.visualaidsforlearning.com




mad



mad



happy




happy

© Visual Aids for Learning
www.visualaidsforlearning.com


© Visual Aids for Learning
www.visualaidsforlearning.com

© Visual Aids for Learning
www.visualaidsforlearning.com


© Visual Aids for Learning
www.visualaidsforlearning.com




scared



scared




sad



sad

hands down



© Visual Aids for Learning
www.visualaidsforlearning.com

hands down




© Visual Aids for Learning
www.visualaidsforlearning.com

gentle touch



© Visual Aids for Learning
www.visualaidsforlearning.com

gentle touch



© Visual Aids for Learning
www.visualaidsforlearning.com

share



© Visual Aids for Learning
www.visualaidsforlearning.com

share



© Visual Aids for Learning
www.visualaidsforlearning.com

keep body still



© Visual Aids for Learning
www.visualaidsforlearning.com

keep body still



© Visual Aids for Learning
www.visualaidsforlearning.com

© Visual Aids for Learning
www.visualaidsforlearning.com



use nice words

© Visual Aids for Learning
www.visualaidsforlearning.com



use nice words

© Visual Aids for Learning
www.visualaidsforlearning.com




headache

© Visual Aids for Learning
www.visualaidsforlearning.com



headache

© Visual Aids for Learning
www.visualaidsforlearning.com



hurt

© Visual Aids for Learning
www.visualaidsforlearning.com



hurt

© Visual Aids for Learning
www.visualaidsforlearning.com



sick

© Visual Aids for Learning
www.visualaidsforlearning.com



sick

put down



© Visual Aids for Learning
www.visualaidsforlearning.com

put down



© Visual Aids for Learning
www.visualaidsforlearning.com

feet down



© Visual Aids for Learning
www.visualaidsforlearning.com

feet down



© Visual Aids for Learning
www.visualaidsforlearning.com

no snatching



© Visual Aids for Learning
www.visualaidsforlearning.com

no throwing



© Visual Aids for Learning
www.visualaidsforlearning.com

no scratching



© Visual Aids for Learning
www.visualaidsforlearning.com

no yelling



© Visual Aids for Learning
www.visualaidsforlearning.com

no eating



© Visual Aids for Learning
www.visualaidsforlearning.com

no hitting



© Visual Aids for Learning
www.visualaidsforlearning.com

no kicking



© Visual Aids for Learning
www.visualaidsforlearning.com

no pushing



© Visual Aids for Learning
www.visualaidsforlearning.com

no spitting



© Visual Aids for Learning
www.visualaidsforlearning.com

no grabbing



© Visual Aids for Learning
www.visualaidsforlearning.com

no running away




© Visual Aids for Learning
www.visualaidsforlearning.com

no biting



© Visual Aids for Learning
www.visualaidsforlearning.com

no yelling



no scratching



no throwing



no snatching



no pushing



no kicking



no hitting



no eating



no biting



no running away



no spitting

